


Now available again from Minitube: 5-well dish for embryo culture



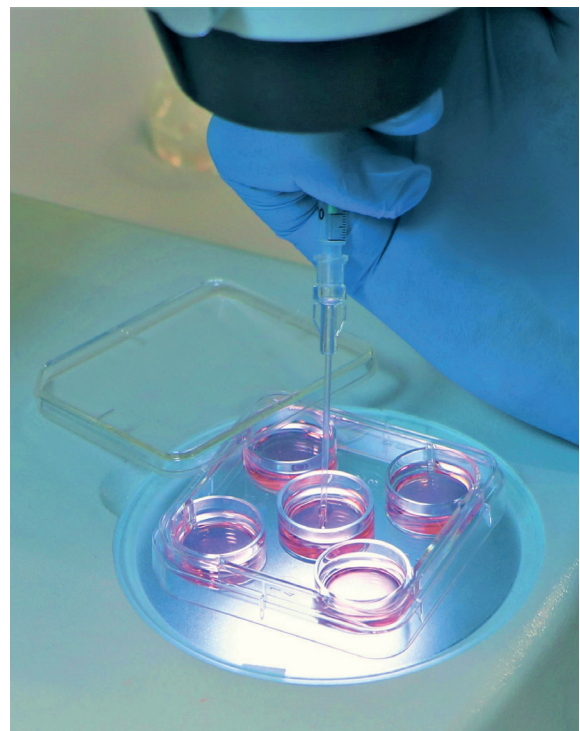
Minitube's 5-well dish is produced from material free of Bisphenol A, and designed to facilitate pH equilibration of culture media

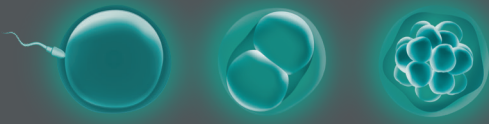
Your benefits

- Deeper wells allow for sufficient oil overlay to stabilize media pH
- Well bottoms are rounded to prevent embryos from sticking to the edges and to provide contact between the embryos
- Washing steps of embryos can be conducted within one dish
- Space for media in between the wells to provide constant humidity and pH value
- Spacers on the lid allow for adequate gas exchange
- Equilibrates to a stable pH value faster than the traditional 4-well dish
- Each batch is MEA tested and validated for embryo culture

5-well dish with lid
sterilized, 4/package, 100/box

REF.: [19021/0001](#)





Comparison: pH equilibration in the Minitube 5-well dish and control dish

Embryologists know it takes time for the pH value to stabilize in a freshly prepared culture dish. It has been determined that the equilibration period is influenced by many factors including the physical properties of the culture dish itself.

Testing has shown that the distance between the lid and the body of the dish can enhance the exchange of gas and therefore affects the rate at which pH stabilizes. For the embryologist a short pH equilibration time can be advantageous to the overall culture.

A stable pH value was achieved approx. 5 hours after preparation within the Minitube 5-well dishes. The control dishes took an average of 9 hours to achieve equilibration (see diagram).

The shorter equilibration time seen in the Minitube dishes can be contributed to the larger diameter of the wells: The contact surface between oil/media and the atmosphere in the incubator is 30% larger in the Minitube 5-well dishes than in the control dishes.

